

## Australia

164 Bannister Rd  
Canning Vale  
WA 6155

## South Africa

8 Prop Street  
Selby Ext.11  
Johannesburg

# LIFTING CHAIN & FITTINGS



ALLOY G80 CHAIN SLINGS WILL  
CONDITIONS OF USE  
RECOMMENDATIONS  
INSPECTIONS  
GRADE 80 ALLOY CHAIN  
CONNECTION LINK  
OBLONG LINK  
MULTI OBLONG LINK  
LARGE SERIES OBLONG LINK  
GRAB HOOK- EYE TYPE  
GRAB HOOK- CLEVIS TYPE  
CLEVIS SHORTENING CLUTCH

SELF LOCKING HOOK- EYE TYPE  
SELF LOCKING HOOK- CLEVIS TYPE  
SELF LOCKING SWIVEL HOOK  
SLING HOOK- EYE TYPE  
SLING HOOK- CLEVIS TYPE  
SWIVEL SLING HOOK  
WELD-ON LIFTING LUG  
DECK OR EYE PLATES  
CONCRETE PANEL LIFTING EYES  
CONTAINER HOOK- EYE TYPE  
CONTAINER LUG- LOW PROFILE  
WELD-ON EXCAVATION HOOK

# LIFTING CHAIN & FITTINGS

[www.loadset.com.au](http://www.loadset.com.au)



## ALLOY GRADE 80 CHAIN SLING WORKING LOAD LIMITS (WLL)

CHAIN SIZE (mm)	WORKING LOAD LIMIT UNDER GENERAL CONDITION OF USE (t)												
	SINGLE LEG SLINGS			SLINGS OF 2, 3 OR 4 LEGS						ENDLESS SLINGS			
Loading Factors	x1	x0.75	x0.75	x1.73	x1.41	x1	x1.3	x1.06	x0.75	x1.3	x1.06	x0.75	x1.5
6	1.1	0.8	0.8	1.9	1.6	1.1	1.5	1.2	0.8	1.5	1.2	0.8	1.7
8	2.0	1.5	1.5	3.5	2.8	2.0	2.6	2.1	1.5	2.6	2.1	1.5	3.0
10	3.2	2.4	2.4	5.5	4.5	3.2	4.1	3.4	2.4	4.1	3.4	2.4	4.8
13	5.3	4.0	4.0	9.2	7.5	5.3	6.9	5.6	4.0	6.9	5.6	4.0	8.0
16	8.0	6.0	6.0	13.8	11.3	8.0	10.4	8.5	6.0	10.4	8.5	6.0	12.0
19	11.2	8.4	8.4	19.4	15.8	11.2	14.6	11.9	8.4	14.6	11.9	8.4	16.8
20	12.5	9.4	9.4	21.6	17.6	12.5	16.3	13.3	9.4	16.3	13.3	9.4	18.8
22	15.0	11.3	11.3	26.0	21.2	15.0	19.5	15.9	11.3	19.5	15.9	11.3	22.5
26	21.2	15.9	15.9	36.7	29.9	21.2	27.6	22.5	15.9	27.6	22.5	15.9	31.8
32	31.5	23.6	23.6	54.5	44.4	31.5	41.0	33.5	23.6	41.0	33.4	23.6	47.3

To AS/NZS 3775 (SAFETY FACTOR OF 4)



- We can manufacture chain slings to your requirements in any configuration and length.
- All slings are manufactured, tested and certified to Australian Standard requirements.
- WLL tags are fitted to all of our chain slings.

## CONDITIONS OF USE

**Heat treatment:** Grade T chain slings shall not be heat treated subsequent to the completion of their manufacture, except by the manufacturer of the component.

**Galvanizing:** Grade T chainslings shall not be hot-dip galvanised or electroplated, except by the manufacturer of the component, as these processes may be detrimental to the sling.

**Corrosive environments:** Grade T chain slings and fittings should not be used in acid or other corrosive environments, due to the possibility of hydrogen embrittlement and corrosion.

**Temperature effects:** Temperatures at which the sling is used could affect its strength. Slings should not be used at temperatures colder than minus 10°C, prior to checking with the manufacturer to ensure its stability at such a temperature. Under no circumstances should Grade T chain slings be used if its temperature has exceeded 400°C. Any sling that has been exposed to a temperature exceeding 400°C should be immediately withdrawn from service and destroyed. The strength of Grade T chain is adversely affected by excessively elevated temperatures. It may be difficult to determine in practice the actual temperature involved, but underestimation must be avoided. Where subjected to elevated temperatures up to 400°C, the following reductions to the WLL will apply:

Temperature (°C)	Reduction of WLL (%)
> -10 < 200	Nil
> 200 < 300	10
>300 < 400	25



## RECOMMENDATIONS

- Ensure the sling has a metal tag showing the WLL for its various configurations.
- Packing (such as wooden blocks) may be required where a chain comes into contact with a load, to protect the chain and the load from damage. Sharp corners of metal or other hard materials can bend or damage chain links.
- Where one of more legs of a multi-leg sling are not being used, ensure they are hooked back to the master link or intermediate link during operations.
- Chain slings shall not be subject to shock loading. When loads are accelerated and decelerated suddenly, high dynamic forces occur, which increase stresses in the chain. Such situations arise from snatch or shock loading (eg. from not taking up the slack chain before starting to lift or by the impact of arresting falling loads).
- When landing, avoid the possibility of crushing or trapping the sling by ensuring the load does not land on the sling. Suitable damage should not be used to enable the sling to be readily removed by hand.

## INSPECTION

**In-service:** Prior to each use, chain slings shall be visually inspected. Ensure that slings are free of any significant damage or wear and a WLL tag is fitted. If any defects are detected, the sling shall immediately be withdrawn from service.

**Periodic:** It is important for slings to be periodically inspected by a competent person, and the following apply:

- Sling inspections shall be undertaken in an adequately lit location.
- Where necessary, the sling should be cleaned before it is inspected.
- Every individual chain link should be inspected for any signs of wear, nicks, cracks, gouging, twisting, stretching or lack of articulation between the links. Particular attention should be given to links that have been reeved, due to the possibility of bending or twisting of the engaged link.
- Any worn components should be measured to determine the degree of wear, which shall not exceed that allowed. Wear may be tolerated until the thickness of any worn section has been reduced by 10% of the nominal section in any plane. Wear by contact with other objects usually occurs on the outside of the straight portions of the links where it is easily seen and measured. Wear between adjoining links is hidden. The chain should be slack and adjoining links rotated to expose the inner end of each link.
- Upper and lower terminal fittings should be inspected for any signs of wear at their load-bearing points, nicks, cracks, gouging, stretching or distortion.
- Connecting devices shall be inspected for any signs of wear at their load-bearing points, any excessive play of the load pin within the body halves, nicks, cracks, gouging, distortion or any impaired rotation of the body halves around the load pin.

A sling inspection record should be provided for each sling. Regulatory requirements may require results to be entered on a sling inspection record.

# LIFTING CHAIN

COMPLIES WITH EN818-2, AS2321  
FOR T8 & V10 SHORT LINK CHAIN  
(Dia. Range From 4mm to 22mm)



## DIMENSIONS IN MILLIMETERS

PRODUCT CODE	NOMINAL SIZE	MATERIAL DIAMETER TOLERANCE	WELD DIAMETER		PITCH		INTERNAL WIDTH AWAY FROM WELD W1 MIN	EXTERNAL WIDTH OVER THE WELD W2 MAX
	Dn		Ds MAX	Pn	P MAX	P MIN		
CNA04MAX	4	±0.16	4.4	12	12.4	11.6	5.2	14.8
CNA05MAX	5	±0.2	5.5	15	15.5	14.6	6.5	18.5
CNA06MAX	6	±0.24	6.6	18	18.5	17.5	7.8	22.2
CNA07MAX	7	±0.28	7.7	21	21.6	20.4	9.1	25.9
CNA08MAX	8	±0.32	8.8	24	24.7	23.3	10.4	29.6
CNA10MAX	10	±0.4	11	30	30.9	29.1	13	37
CNA13MAX	13	±0.52	14.3	39	40.2	37.8	16.9	48.1
CNA16MAX	16	±0.64	17.6	48	49.4	46.6	20.8	59.2
CNA18MAX	18	±0.9	19.8	54	55.6	52.4	23.4	66.6
CNA19MAX	19	±1	20.9	57	58.7	55.3	24.7	70.3
CNA20MAX	20	±1	22	60	61.8	58.2	26	74
CNA22MAX	22	±1.1	24.2	66	68	64	28.6	81.4

## WORKING LOAD LIMITS & TEST REQUIREMENTS

PRODUCT CODE	NOMINAL SIZE	WORKING LOAD LIMIT WLL t T8/V10	MANUFACTURING PROOF FORCE MPF kN T8/V10	BREAKING FORCE BF kN MIN T8/V10	BEND DEFLECTION f mm MIN	PACK IN DRUM meter
	Dn mm					
CNA04MAX	4	0.5/0.63	12.6/15.7	20.1/25.1	3.2	1800
CNA05MAX	5	0.8/1.0	19.6/24.5	31.4/39.3	4	1200
CNA06MAX	6	1.0/1.4	28.3/35.3	45.2/56.5	4.8	800
CNA07MAX	7	1.5/1.9	38.5/48.1	61.6/77.0	5.6	600
CNA08MAX	8	2/2.5	50.3/62.8	80.4/101	6.4	400
CNA10MAX	10	3.2/4.0	78.5/98.1	126/157	8	300
CNA13MAX	13	5.3/6.7	133/166	212/265	10	200
CNA16MAX	16	8/10	201/251	322/402	13	100
CNA18MAX	18	10/12.5	254/318	407/509	14	80
CNA19MAX	19	11.5/14	284/354	454/567	15	70
CNA20MAX	20	12.5/16	314/393	503/628	16	60
CNA22MAX	22	15/19	380/475	608/760	18	50

**Australia**  
164 Bannister Rd  
Canning Vale  
WA 6155

**South Africa**  
8 Prop Street  
Selby Ext. 11  
Johannesburg

## GRADE T & V LOAD CHAIN FOR LOADSET HOIST

MAX8 Grade 80(T) chain and MAX10 Grade 100(V) chain is designed for LOADSET Chain Hoists and Lever Hoists. It is made from alloy steel, hardened and tempered, with a high resistance to impact and meet the requirements of chain and lever hoists.

- ◆ Available in sizes from 3mm to 10mm
- ◆ Made from G80 and G100 alloy steel with a safety factor of 4 : 1
- ◆ Suitable for LOADSET chain blocks and lever blocks
- ◆ Test Certificates available on request



### DIMENSIONS IN MILLIMETERS

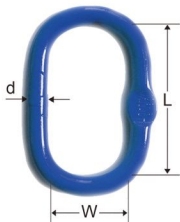
PRODUCT CODE	NOMINAL SIZE	MATERIAL DIAMETER TOLERANCE	WELD DIAMETER D <sub>s</sub> MAX	PITCH				INTERNAL WIDTH AWAY FROM WELD W1 MIN	EXTERNAL WIDTH OVER THE WELD W2 MAX
	D <sub>n</sub>			P <sub>n</sub>	P MAX	P <sub>n</sub>	P <sub>n</sub> MAX		
HCNA03MAX	3	±0.2	3.3	9	9.18	99	99.5	3.6	10.2
HCNA04MAX	4	±0.2	4.3	12	12.25	132	132.6	4.8	13.6
HCNA05MAX	5	±0.2	5.4	15	15.3	165	165.8	6	17
HCNA06MAX	6.3	±0.2	6.5	19	19.4	209	210	7.2	20.4
HCNA07MAX	7.1	±0.3	7.6	21	21.4	231	232.1	8.4	23.8
HCNA08MAX	8	±0.3	8.6	24	24.5	264	265.3	9.6	27.2
HCNA09MAX	9	±0.4	9.7	27	27.5	297	298.4	10.8	30.6
HCNA10MAX	10	±0.4	10.8	30	30.6	330	331.6	12	34

### WORKING LOAD LIMITS & TEST REQUIREMENTS

PRODUCT CODE	NOMINAL SIZE	WORKING LOAD LIMIT WLL T <sub>8/V10</sub>	MANUFACTURING PROOF FORCE MPF KN T <sub>8/V10</sub>	BREAKING FORCE BF KN MIN T <sub>8/V10</sub>	BEND DEFLECTION f mm MIN
	D <sub>n</sub> mm				
HCNA03MAX	3	0.28/0.35	7.1/8.9	11.3/14.1	2.4
HCNA04MAX	4	0.5/0.63	12.6/15.7	20.1/25.1	3.2
HCNA05MAX	5	0.8/1.0	19.6/24.5	31.4/39.3	4.0
HCNA06MAX	6.3	1.2/1.5	31.2/39	49.9/62.4	5.0
HCNA07MAX	7.1	1.6/2.0	39.6/49.5	63.3/79.1	5.7
HCNA08MAX	8	2.0/2.5	50.3/62.8	80.4/101	6.4
HCNA09MAX	9	2.5/3.2	63.6/79.8	102/128	7.2
HCNA10MAX	10	3.2/4.0	78.5/98.1	126/157	8

# MASTER LINK

## G100 OBLONG LINKS

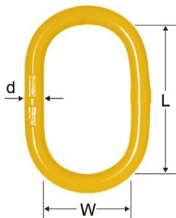


- Forged G100 alloy steel - Quenched and Tempered
- Suitable for G100 lifting chains
- Individually proof test at 2.5 times Working Load Limit
- Fatigue tested at 1.5 times WLL for 20000 cycles each batch
- 100% magnaflux crack detection
- With safety factor of 4:1 for chain sling



PRODUCT CODE	CHAIN SIZES mm		W.L.L. tonne	WEIGHT Kg	d	DIMENSION mm		PACK PCs
	1 LEG	2 LEG				L	W	
OBLONGLINK08/06MAX10	8 or 6	6	2.5	0.4	14	120	70	40
OBLONGLINK10/08MAX10	10	8	4	0.8	17	140	80	20
OBLONGLINK13/10MAX10	13	10	7.5	1.5	22	160	95	10
OBLONGLINK16/13MAX10	16	13	10	2.5	28	190	110	8
OBLONGLINK20/16MAX10	20 or 19	16	17	5.2	34	240	140	3
OBLONGLINK22/20MAX10	26 or 22	22 or 20	28	7.7	42	250	150	/

## G80 OBLONG LINKS



- Forged G80 alloy steel - Quenched and Tempered
- Suitable for G80 lifting chains
- Individually proof test at 2.5 times Working Load Limit
- Fatigue tested at 1.5 times WLL for 20000 cycles each batch
- 100% magnaflux crack detection
- With safety factor of 4:1 for chain sling
- Conforms to EN1677-4, AS3776
- Suit to 1 or 2 legs G80 chain sling as per EN818-4 or AS3775
- For use with wire rope sling, refer to DIN3088; with synthetic sling, refer to EN1492-1



PRODUCT CODE	CHAIN SIZES mm		W.L.L. tonne	WEIGHT Kg	d	DIMENSION mm		PACK PCs
	1 LEG	2 LEG				L	W	
OBLONGLINK07/06MAX8	7	6	1.6	0.34	13	110	60	35
OBLONGLINK08/07MAX8	8	7	2.12	0.54	16	110	60	30
OBLONGLINK10/08MAX8	10	8	3.15	0.82	18	135	75	20
OBLONGLINK13/10MAX8	13	10	5.3	1.5	22	160	90	10
OBLONGLINK16/13MAX8	16	13	8	2.3	26	180	100	8
OBLONGLINK18/16MAX8	18	16	11.2	3.95	32	200	110	5
OBLONGLINK20/18MAX8	20	18	14	6.34	36	260	140	3
OBLONGLINK22/20MAX8	22	20	17	8.96	40	300	160	2
OBLONGLINK26/22MAX8	26	22	21.2	12.8	45	340	180	2
OBLONGLINK32/26MAX8	32	26	31.5	16.55	50	350	190	2
OBLONGLINK36/32MAX8	36	32	45	23.28	56	400	200	1
OBLONGLINK40/36MAX8	40	36	56	32	63	430	220	1

### Australia

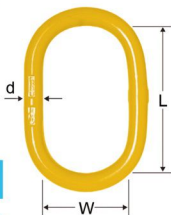
164 Bannister Rd  
Canning Vale  
WA 6155

### South Africa

8 Prop Street  
Selby Ext.11  
Johannesburg

## G80 OBLONG LINKS - LARGE SERIES

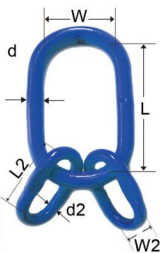
- Forged G80 alloy steel - Quenched and Tempered
- Larger Length and Width design
- Suitable for G80 lifting chains, with safety factor of 4:1 for chain sling, 5:1 for wire rope slings
- 100% magnaflux crack detection
- Suit to 1 or 2 legs G80 chain sling
- Conforms to AS3776



PRODUCT CODE	CHAIN SIZES mm		W.L.L. tonne	WEIGHT Kg	DIMENSION mm			PACK PCs
	1 LEG	2 LEG			d	L	W	
OBLONGLINK08/07MAX8L	8	7	2.7	0.38	13	120	70	30
OBLONGLINK10/08MAX8L	10	8	3.5	0.67	16	140	80	20
OBLONGLINK13/10MAX8L	13	10	5.5	1.2	20	180	95	10
OBLONGLINK16/13MAX8L	16	13	9.4	2.45	26	190	110	5
OBLONGLINK20/16MAX8L	20	16	14.2	4.48	32	230	130	3
OBLONGLINK22/20MAX8L	22	20	22.3	7.5	38	275	150	2
OBLONGLINK26/22MAX8L	26	22	33.5	12.8	45	340	180	1
OBLONGLINK32/26MAX8L	32	26	40.8	16.55	50	350	190	1
OBLONGLINK36/32MAX8L	36	32	56.8	23.28	56	400	200	1

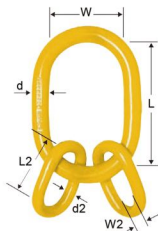
## G100 MULTI OBLONG LINK

- Manufactured from G100 alloy steel
- Upper-terminal link by forged, intermediate link by welded
- Suitable for G100 lifting chains
- Individually proof test at 2.5 times Working Load Limit
- Fatigue tested at 1.5 times WLL for 20000 cycles each batch
- 100% magnaflux crack detection
- With safety factor of 4:1 for chain sling, 5:1 for wire rope sling



PRODUCT CODE	CHAIN		W.L.L. tonne	WEIGHT Kg	DIMENSION mm						PACK PCs
	mm				d	L	W	d2	L2	W2	
OBLONGMULTI06MAX10	6	3	1.3	19	135	75	13	84	25	10	
OBLONGMULTI08MAX10	8	5.3	2.33	23	160	90	16.5	70	35	8	
OBLONGMULTI10MAX10	10	8	3.7	27	180	100	19	85	40	4	
OBLONGMULTI13MAX10	13	14	6.5	33	200	110	23	115	50	2	
OBLONGMULTI16MAX10	16	21.2	10.1	36	260	140	27	140	65	1	
OBLONGMULTI20MAX10	19 or 20	33.6	22.8	50	350	190	33	150	70	/	
OBLONGMULTI22MAX10	22	33.9	26	50	350	190	36	180	100	/	

# MULTI OBLONG LINK



## G80 MULTI OBLONG LINKS

- Manufactured from G80 alloy steel with safety factor of 4:1 for chain sling; 5:1 for wire rope slings
- Suitable for G80 lifting chains
- Test Certificates are available on request
- Conforms to EN1677-4, AS3776
- Suit to 3 or 4 legs G80 chain sling as per EN818-4 or AS3775
- For use with wire rope sling, refer to DIN3088; with synthetic sling, refer to EN1492-1



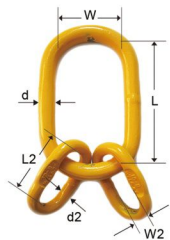
PRODUCT CODE	CHAIN SIZES mm	W.L.L		DIMENSION mm						PACK PCs
		tonne	Kg	d	L	W	d2	L2	W2	
OBLONGMULTI06MAX8	6	2.36	1.18	18	135	75	13	54	25	10
OBLONGMULTI07MAX8	7	3.15	1.24	18	135	75	13	60	38	8
OBLONGMULTI08MAX8	8	4.25	2.2	22	160	90	16	70	34	8
OBLONGMULTI10MAX8	10	6.7	3.4	26	180	100	18	85	40	5
OBLONGMULTI13MAX8	13	11.2	6.1	32	200	110	22	115	50	2
OBLONGMULTI16MAX8	16	17	9.98	36	260	140	26	140	65	1
OBLONGMULTI18MAX8	18	21.2	18.9	45	340	180	32	180	100	/
OBLONGMULTI20MAX8	20	26.5	22.6	50	350	190	32	180	100	/
OBLONGMULTI22MAX8	22	31.5	25.2	50	350	190	36	180	100	/
OBLONGMULTI26MAX8	26	45	35.2	56	400	200	40	180	100	/
OBLONGMULTI28MAX8	28	50	47	63	430	220	45	180	100	/
OBLONGMULTI32MAX8	32	63	66.46	72	460	250	50	200	110	/

## G80 MULTI OBLONG LINKS - LARGE SERIES

- Larger intermediate link / sub link design
- All forged, Suitable for G80 lifting chains
- Test Certificates are available on request
- Conforms to EN1677-4, AS3776



PRODUCT CODE	CHAIN SIZES mm	W.L.L		DIMENSION mm						PACK PCs
		tonne	Kg	d	L	W	d2	L2	W2	
OBLONGMULTI07MAX8	7	5.5	1.9	20	160	95	13	110	60	8
OBLONGMULTI08MAX8	8	6.65	2.82	22	160	95	16	140	80	5
OBLONGMULTI10MAX8	10	9.4	4.87	26	190	110	20	160	95	4
OBLONGMULTI13MAX8	13	14.2	9.38	32	230	130	26	190	110	2
OBLONGMULTI16MAX8	16	22.3	15.28	38	275	150	30	230	130	1
OBLONGMULTI20MAX8	20	33.5	21.78	45	340	180	32	230	130	1
OBLONGMULTI22MAX8	22	40.8	31.52	50	350	190	38	275	150	/
OBLONGMULTI26MAX8	26	56.8	48.92	56	400	200	45	340	180	/



## G100 CONNECT LINK

- Forged G100 alloy steel - Quenched and Tempered
- Suitable for G100 lifting chains
- 100% magnaflux crack detection
- With safety factor of 4:1 for chain sling
- Test Certificates are available on request
- Spare part available upon request



PRODUCT CODE	CHAIN SIZES mm	W.L.L.			M.B.L.			WEIGHT				DIMENSION mm				PACK
		tonne	tonne	tonne	tonne	tonne	Kg	d±1	H±2.5	L±2	W±1.5	PCs				
HAM06MAX10	6	1.4	5.6	0.08	7.6	60	44.5	14	150							
HAM08MAX10	8	2.5	10	0.18	10	84.5	61.5	18.5	100							
HAM10MAX10	10	4	16	0.34	12.6	97.2	72	23	50							
HAM13MAX10	13	6.7	26.8	0.68	16.8	127	89	27.5	30							
HAM16MAX10	16	10	40	1.22	21	145	103	33.5	20							
HAM20MAX10	20	16	64	2.13	24.5	175	116	42	10							
HAM22MAX10	22	19	76	3	27	193	135	48	6							
HAM26MAX10	26	26.5	106	5.15	32	228	164	61	4							
HAM32MAX10	32	39.3	157.2	9.5	40	274	194	80	2							

## G80 CONNECT LINK

- Manufactured from G80 alloy steel with a safety factor of 4:1
- Suitable for G80 lifting chains
- Individually proof test at 2.5 times Working Load Limit
- Test Certificates are available on request
- 100% magnaflux crack detection
- Conforms to AS 3776, EN 1677
- Spare part available upon request



PRODUCT CODE	CHAIN SIZES mm	W.L.L.			M.B.L.			WEIGHT				DIMENSION mm				PACK
		tonne	tonne	tonne	tonne	tonne	Kg	d±1	H±2.5	L±2	W±1.5	PCs				
HAM06MAX8	6	1.12	4.48	0.08	7	58	42	15	150							
HAM07MAX8	8	1.5	6	0.145	8.5	71.8	54.8	19	120							
HAM07/08MAX8	7 or 8	2	8	0.146	8.5	79.5	60.5	18	120							
HAM08MAX8	8	2	8	0.16	8.5	79.5	60.5	19.5	120							
HAM10MAX8	10	3.15	12.6	0.30	11.5	90.5	68	25	60							
HAM13MAX8	13	5.3	21.2	0.65	15	117	87	29	30							
HAM16MAX8	16	8	32	1.15	19.8	148	108.4	34.5	20							
HAM18MAX8	18	10	40	1.84	21	154	112	38	15							
HAM20MAX8	20	12.5	50	2.1	24	169.5	121.5	41	10							
HAM22MAX8	22	15	60	2.87	26	193.5	141.5	48	6							
HAM26MAX8	26	21.2	84.8	4.5	30	220	158	57.5	4							
HAM32MAX8	32	31.5	126	8.21	37	281	205	67	2							

## G100 OMEGA LINK

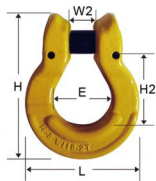
- Forged G100 alloy steel - Quenched and Tempered
- Suitable for G100 lifting chains
- Individually proof test at 2.5 times Working Load Limit, With safety factor of 4:1
- Conforms to AS3776, EN1677
- Test Certificates are available on request
- SPARE PARTS AVAILABLE UPON REQUEST



PRODUCT CODE	CHAIN SIZES mm	W.L.L tonne	M.B.L tonne	WEIGHT Kg	DIMENSION mm					PACK PC <sub>s</sub>
					H±2	W2±0.5	W±2	L±2	E±1.5	
OME06MAX10	6	1.4	5.6	0.12	55	8.5	32.5	44	20	150
OME08MAX10	8	2.5	10	0.27	73.5	10.5	42	60	24	100
OME10MAX10	10	4	16	0.44	90	12.5	48.5	70	31	60
OME13MAX10	13	6.7	26.8	0.89	109	16	60	90	38.5	25
OME16MAX10	16	10	40	1.69	141.5	19	75.5	112	51	15

## G80 OMEGA LINK

- Forged G80 alloy steel - Quenched and Tempered
- Suitable for G80 lifting chains as EN818-2
- Individually proof test at 2.5 times Working Load Limit, With safety factor of 4:1
- Conforms to AS3776, EN1677
- Test Certificates are available on request
- SPARE PARTS AVAILABLE UPON REQUEST



PRODUCT CODE	CHAIN SIZES mm	W.L.L tonne	M.B.L tonne	WEIGHT Kg	DIMENSION mm					PACK PC <sub>s</sub>
					H±2	W2±0.5	H2±1.5	L±2	E±1	
OME06MAX8	6	1.12	4.48	0.12	52	8	25	41	20.5	150
OME07/08MAX8	7 or 8	2	8	0.22	68.5	10	35	52	23.5	100
OME10MAX8	10	3.15	12.6	0.36	81	12	40.8	62	31.5	60
OME13MAX8	13	5.3	21.2	0.71	108	15	54	81	41	25
OME16MAX8	16	8	32	1.3	126	19	64	99	49.5	15
OME20MAX8	20	12.5	50	2.2	152	23	75.6	118	58	10

**Australia**  
164 Bannister Rd  
Canning Vale  
WA 6155

**South Africa**  
8 Prop Street  
Selby Ext.11  
Johannesburg

## G80 SHORTENING GRAB HOOKS WITH SAFETY PIN

MAX8 Grab Hooks provide the flexibility to shorten a chain sling or be used for back-hooking. MAX8 Grab Hooks are designed for easy attachment to Chain Connector and feature support lugs which provide no reduction of working load limits.

- Manufactured from G80 alloy steel with a safety factor of 4:1
- Test Certificates are available on request
- Conforms to AS 3776
- 100% magnaflux crack detection
- Spare parts available upon request



### EYE TYPE

PRODUCT CODE	CHAIN SIZES mm	W.L.L. tonne	M.B.L. tonne	WEIGHT Kg	DIMENSION mm					PACK PCs
					H±2	d±1	D±1	W±1.5	E±0.5	
GRA08EPMAX8	7 or 8	2	8	0.29	88.5	9.5	17	50	11	70
GRA10EPMAX8	10	3.15	12.6	0.75	121.5	13	20	71	13	25
GRA13EPMAX8	13	5.3	21.2	1.62	158	15.5	26	96	16.5	15



### CLEVIS TYPE

PRODUCT CODE	CHAIN SIZES mm	W.L.L. tonne	M.B.L. tonne	WEIGHT Kg	DIMENSION mm					PACK PCs
					H±2	W2±1.2	D±0.5	W±2	E±0.5	
GRA06CPMAX8	6	1.12	4.48	0.28	75	32	8	43.5	8	100
GRA08CPMAX8	7 or 8	2	8	0.33	89	35	9.5	19.5	11	70
GRA10CPMAX8	10	3.15	12.6	0.88	126.5	42.5	12.5	70.5	13.2	25
GRA13CPMAX8	13	5.3	21.2	1.85	163.5	63	15	90	16.5	15
GRA16CPMAX8	16	8	32	3.24	183.5	65.5	19.5	112.5	19.2	6



**Australia**  
164 Bannister Rd  
Canning Vale  
WA 6155

**South Africa**  
8 Prop Street  
Selby Ext.11  
Johannesburg

# GRAB HOOK

## G80 SHORTENING GRAB HOOKS

MAX8 Grab Hooks provide the flexibility to shorten a chain sling or be used for back-hooking. MAX8 Grab Hooks are designed for easy attachment to Chain Connector and feature support lugs which provide no reduction of working load limits.

- Manufactured from G80 alloy steel with a safety factor of 4:1
- Test Certificates are available on request
- Conforms to AS 3776
- 100% magnaflux crack detection
- Spare parts available upon request



### ◀ EYE TYPE



PRODUCT CODE	CHAIN SIZES mm	W.L.L. tonne	M.B.L. tonne	WEIGHT		DIMENSION mm				PACK PCs
				Kg	H±2	d±1	D±1	W±1.5	E±1	
GRA06EMAX8	6	1.12	4.48	0.14	75.3	13.5	13	45	8	100
GRA08EMAX8	8	2	8	0.245	91.2	18	16	63	10.8	80
GRA10EMAX8	10	3.15	12.6	0.85	122	20	20	79	13	30
GRA13EMAX8	13	5.3	21.2	1.39	158	26	25	100	16.5	15
GRA16EMAX8	16	8	32	2.2	169	30.5	28.5	122	20	10
GRA20EMAX8	20	12.5	50	4.6	219	37.5	36	150.5	25	4
GRA22EMAX8	22	15	60	8.2	259	44	42	169	28	2
GRA26EMAX8	26	21.2	84.8	9.8	298	44	45	175	30	2
GRA32EMAX8	32	31.5	126	19.4	361	57	57	189	38	1

### ◀ CLEVIS TYPE



PRODUCT CODE	CHAIN SIZES mm	W.L.L. tonne	M.B.L. tonne	WEIGHT		DIMENSION mm				PACK PCs
				Kg	H±2	W2±1	D±0.5	W±1.5	E±1	
GRA06CMAX8	6	1.12	4.48	0.25	75	32	8	41	8.3	100
GRA08CMAX8	8	2	8	0.32	89	36	9.5	57	11	70
GRA10CMAX8	10	3.15	12.6	0.73	126	46	12.5	70	13	30
GRA13CMAX8	13	5.3	21.2	1.6	163.5	59	15	89	16.5	15
GRA16CMAX8	16	8	32	2.8	183.5	70	18.5	109	19	8
GRA20CMAX8	20	12.5	50	5	219	80	23	130	24	4
GRA22CMAX8	22	15	60	6.3	254	98	27	151	27	2
GRA26CMAX8	26	21.2	84.8	14.5	309	110	30	175	30	1



## G100 SHORTENING GRAB HOOKS

MAX10 Grab Hooks provide the flexibility to shorten a chain sling or be used for back-hooking. MAX10 Grab Hooks are designed for easy attachment to Chain Connector and feature support lugs which provide no reduction of working load limits.

- Manufactured from G100 alloy steel with a safety factor of 4:1
- Suitable for G100 lifting chains
- Test Certificates are available on request
- Conforms to AS 3776
- 100% magnaflux crack detection
- Spare parts available upon request

### EYE TYPE

PRODUCT CODE	CHAIN SIZES mm	W.L.L tonne	M.B.L tonne	WEIGHT Kg	DIMENSION mm					PACK PC's
					H±3	W2±1.5	D±1	W±2	E±1	
GRA06EMAX10	6	1.4	5.6	0.2	71	30.5	14.5	43.5	8	100
GRA08EMAX10	8	2.5	10	0.28	91.5	37	18	53	10.8	70
GRA10EMAX10	10	4	16	0.72	127.5	48.5	22.5	72	13.5	25
GRA13EMAX10	13	6.7	26.8	1.6	163	59	28	96	16.5	15
GRA16EMAX10	16	10	40	2.45	183	74	36	112.5	19.2	8
GRA20EMAX10	20	16	64	4.72	227	89.5	43.5	143	24	4
GRA22EMAX10	22	19	76	8.2	260.5	100.5	48.5	160.5	27	2



### CLEVIS TYPE

PRODUCT CODE	CHAIN SIZES mm	W.L.L tonne	M.B.L tonne	WEIGHT Kg	DIMENSION mm					PACK PC's
					H±2	W2±1.5	D±0.5	W±2	E±1	
GRA06CMAX10	6	1.4	5.6	0.22	75	32	7.5	43.5	8	100
GRA08CMAX10	8	2.5	10	0.34	91.5	36	9.5	53	10.8	70
GRA10CMAX10	10	4	16	0.82	126	46	12	72	13.5	25
GRA13CMAX10	13	6.7	26.8	1.75	163.5	59	15	96	16.5	15
GRA16CMAX10	16	10	40	2.88	183.5	70	17.5	112.5	19.2	6
GRA20CMAX10	20	16	64	4.84	224	85	24	143	24	4
GRA22CMAX10	22	19	76	8.3	262	100	27	160.5	27	2



### G100 GRAB HOOK WITH PIN

PRODUCT CODE	CHAIN SIZES mm	W.L.L tonne	M.B.L tonne	WEIGHT Kg	DIMENSION mm					PACK PC's
					H±2	M±1	D±0.5	d±0.5	E±0.5	
GRA08EPMAX10	8	2.5	10	0.5	110	35	16.5	12	10.5	100
GRA10EPMAX10	10	4	16	1	136.5	64	21	15	14	70
GRA13EPMAX10	13	6.7	26.8	2.2	180	57	27.5	20.5	15.5	25

- CLEVIS type grab hook with pin range from 8mm to 13mm available
- SPARE PARTS AVAILABLE



# CLEVIS CLUTCH



## ◀◀ G100 CLEVIS CLUTCH WITH SAFETY PIN

MAX10 Clevis shortening Clutches provide the flexibility to shorten a chain sling. Designed for easy attachment directly to the chain, they provide no reduction of the working load limit.



PRODUCT CODE	CHAIN SIZES mm	W.L.L tonne	M.B.L tonne	WEIGHT		DIMENSION mm					PACK PCs
				Kg	H±1	D1±0.5	D2±0.5	W1±0.5	W2±0.5		
CLU06CPMAX10	6	1.4	5.6	0.25	/	7.5	7.5	27	38	70	
CLU08CPMAX10	7 or 8	2.5	10	0.41	92	9.5	9.5	33	50	40	
CLU10CPMAX10	10	4	16	0.75	115	11.5	11.5	43	60	15	
CLU13CPMAX10	13	6.7	26.8	1.67	149	15	15	55	79	12	
CLU16CPMAX10	16	10	40	/	/	19	19	70	98	6	

- SPARE PARTS AVAILABLE



## ◀◀ G80 CLEVIS SHORTENING CLUTCH

MAX8 Clevis shortening Clutches provide the flexibility to shorten a chain sling. Designed for easy attachment directly to the chain, they provide no reduction of the working load limit.

- Suitable for G80 lifting chains
- Test Certificates are available on request
- Manufactured from G80 alloy steel, with safety factor of 4:1 for chain sling

PRODUCT CODE	CHAIN SIZES mm	W.L.L tonne	M.B.L tonne	WEIGHT		DIMENSION mm					PACK PCs
				Kg	H±2	D1±0.5	D2±0.5	W1±0.5	W2±0.5		
CLU06CMAx8	6	1.12	4.48	0.17	73.5	7.5	7.5	26	33	100	
CLU08CMAx8	7 or 8	2	8	0.37	101	9.5	9.5	36	45	50	
CLU10CMAx8	10	3.15	12.6	0.97	138	13	13	48	55	25	
CLU13CMAx8	13	5.3	21.2	2.01	177	16.5	16.5	59	75	12	
CLU16CMAx8	16	8	32	3.32	220	21	21	73	93	6	
CLU20CMAx8	20	12.5	50	6.2	238	23.5	23.5	78	99	5	
CLU22CMAx8	22	15	60	8.5	295	25.5	25.5	98	118	2	



## ◀◀ G80 CLEVIS CLUTCH WITH SAFETY PIN

PRODUCT CODE	CHAIN SIZES mm	W.L.L tonne	M.B.L tonne	WEIGHT		DIMENSION mm					PACK PCs
				Kg	H±1	D1±0.5	D2±0.5	W1±0.5	W2±0.5		
CLU08CPMAX8	8	2	8	0.41	92	9.5	9.5	33	50	40	
CLU10CPMAX8	10	3.15	12.6	0.75	115	12.5	12.5	43	60	15	
CLU13CPMAX8	13	5.3	21.2	1.67	149	12	15	55	79	12	

- SPARE PART AVAILABLE



## G100 SELF LOCKING HOOK

- MAX10 Self Locking Hook is a versatile design allowing easy connection to Connecting links, Shackles and Wire Rope Slings. The hook will open until the trigger on the back is pressed, but allows the hook to remain open until the load is engaged.

- Manufactured from G100 alloy steel with a safety factor of 4:1
- 25% higher working load capacity than G80
- Test Certificates are available on request
- Positive lock latch is self locking when loaded
- Spare trigger kits are available




### EYE TYPE

PRODUCT CODE	CHAIN SIZES mm	W.L.L. tonne	M.B.L. tonne	WEIGHT			DIMENSION mm					PACK	
				Kg	H±3	D±1	W±2	W2±1	E±0.5	PC±	PC±		
LATCHLOK06EMAX10	6	1.4	5.6	0.5	141	21	70	43	28	40			
LATCHLOK08EMAX10	8	2.5	10	0.9	175	27	90	51	35.5	25			
LATCHLOK10EMAX10	10	4	16	1.5	212.5	34.5	108	64.3	45	14			
LATCHLOK13EMAX10	13	6.7	26.8	2.7	270	40	138.5	80	53.5	6			
LATCHLOK16EMAX10	16	10	40	5.7	331	50	170.5	104	62	3			
LATCHLOK20EMAX10	20	16	64	7.9	369	60	192.5	120	76.5	2			
LATCHLOK22EMAX10	22	19	76	11.2	417	70	205	134	80	2L			



### CLEVIS TYPE

PRODUCT CODE	CHAIN SIZES mm	W.L.L. tonne	M.B.L. tonne	WEIGHT			DIMENSION mm					PACK	
				Kg	H±3	D±0.5	W±2	W2±1	E±0.5	PC±	PC±		
LATCHLOK06CMAX10	6	1.4	5.6	0.5	131	7.5	70	32	28	40			
LATCHLOK08CMAX10	8	2.5	10	0.9	166	9.5	90	36	35.5	25			
LATCHLOK10CMAX10	10	4	16	1.6	196.5	12	109	46	45	14			
LATCHLOK13CMAX10	13	6.7	26.8	2.9	251	15	138.5	59	53.5	9			
LATCHLOK16CMAX10	16	10	40	5.8	303	17.5	170.5	70	62	3			
LATCHLOK20CMAX10	20	16	64	8.6	337.5	25	192.5	85	76.5	2			
LATCHLOK22CMAX10	22	19	76	12.1	391	25.5	205	98	80	2L			



**Australia**  
164 Bannister Rd  
Canning Vale  
WA 6155

**South Africa**  
8 Prop Street  
Selby Ext.11  
Johannesburg

# SELFLOCK HOOK

## hooks ALL FOR LIFTING

### G80 SWIVEL SELF LOCKING HOOK WITH BEARING



- MAX8 Self Locking Hooks have a ball bearing swivel to allow the hook to swivel under load reducing the twist of sling. Designed with enlarged eye for passing larger shackle without disassembling the hook.

- Marked with chain size, product ID, grade, with manufacturer branding
- Manufactured from G80 alloy steel with a safety factor of 4:1
- Test Certificates are available on request
- Conforms to AS3776, EN1677
- Spare trigger kits are available



PRODUCT CODE	CHAIN SIZES	W.L.L tonne	M.B.L tonne	WEIGHT Kg	DIMENSION mm						PACK PCs
	mm				L±3	H2±2	ds±1	Es±2	W2±2		
LATCHLOK06SW8B	6	1.12	4.48	0.71	163.3	34.8	11.5	27	32.5	25	
LATCHLOK08SW8B	7 or 8	2	8	1.1	195.2	40	13	35	36	15	
LATCHLOK10SW8B	10	3.15	12.6	2	237	48	15.5	44	42	8	
LATCHLOK13SW8B	13	5.3	21.2	4	282	58	17	53	50	6	
LATCHLOK16SW8B	16	8	32	7.3	342	61	21.5	60	61	3L	
LATCHLOK20SW8B	20	12.5	50	11.6	400	75.5	26.5	87	72	2L	
LATCHLOK22SW8B	22	15	60	16	461	97	33	80	97	/	
LATCHLOK26SW8B	26	21.2	84.8	21.5	537	115	42	98	123	/	

# SELFLOCK HOOK

- MAX8 & MAX10 Self Locking Hooks are freely to allow the hook to swivel on load.
- Marked with chain size, product ID, grade, with manufacturer branding
- 100% magnaflux crack detection
- With safety factor of 4:1 for chain sling
- All load pins are 100% individually inspected and tested
- Positive lock latch is self locking when is loaded

## G100 SWIVEL SELF LOCKING HOOK

- Manufactured from G100 alloy steel - Quenched and Tempered
- Suitable for G100 lifting chains
- REGULAR MARK: 13-10 WLL6.7T CE + max-10 & BATCH NO.
- Spare trigger kits are available
- Conforms to AS3776, EN1677



PRODUCT CODE	CHAIN SIZES mm	W.L.L tonne	M.B.L tonne	WEIGHT Kg	DIMENSION mm							PACK PC's
					L±3	H2±1	D±0.5	E±1	W±2	W2±1	PC's	
LATCHLOK06SW10	6	1.4	5.6	0.6	184	23	11.5	28	70	32.5	20	
LATCHLOK08SW10	8	2.5	10	1.1	229	28	13	35.5	90	36	12	
LATCHLOK10SW10	10	4	16	2	269	35	15.5	45	108	42	8	
LATCHLOK13SW10	13	6.7	26.8	4	330	40	17	53.5	138.5	50	6	
LATCHLOK16SW10	16	10	40	6.8	413	56	21.5	62	170.5	61	3L	
LATCHLOK20SW10	20	16	64	12.5	463	62	26	76.5	192.5	72	2L	
LATCHLOK22SW10	22	19	76	17.1	572	94	33	80	205	97	/	




## G80 SWIVEL SELF LOCKING HOOK

- Manufactured from G80 alloy steel - Quenched and Tempered
- Suitable for G80 lifting chains
- REGULAR MARK: 13-8 WLL5.3T CE + max-8 & BATCH NO.
- Spare trigger kits are available
- Conforms to AS3776, EN1677



PRODUCT CODE	CHAIN SIZES mm	W.L.L tonne	M.B.L tonne	WEIGHT Kg	DIMENSION mm							PACK PC's
					L±3	H2±1	D±1	E±1.5	T±1	W2±1	PC's	
LATCHLOK06SW8	6	1.12	4.48	0.71	153	24	11.3	28	34	32.5	25	
LATCHLOK08SW8	7 or 8	2	8	1.15	189	29.5	12.5	36	46	36	15	
LATCHLOK10SW8	10	3.15	12.6	1.86	224	35	15	48	56	42	8	
LATCHLOK13SW8	13	5.3	21.2	3.51	267	41	16	52.5	69	50	6	
LATCHLOK16SW8	16	8	32	7.33	356	57	21.5	63	86	61	3L	
LATCHLOK20SW8	18/20	12.5	50	10.3	378	63	26	86	100	72	2L	
LATCHLOK22SW8	22	15	60	17.5	466	98	33	76	98	97	/	
LATCHLOK26SW8	26	21.2	84.8	23	544	115	42	96	110	123	/	
LATCHLOK32SW8	32	31.5	126	81	679	146	52	135	166	140	/	

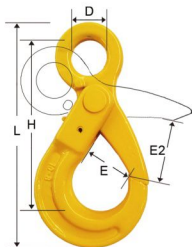


# SELFLOCK HOOK

## G80 SELF LOCKING HOOK

• MAX8 Self Locking Hook is a versatile design allowing easy connection to Connecting links, Shackles and Wire Rope Slings. The hook will open until the trigger on the back is pressed, but allows the hook to remain open until the load is engaged.

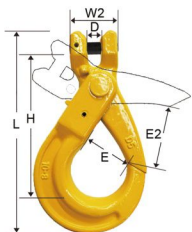
- Manufactured from G80 alloy steel with a safety factor of 4:1
- Conforms to AS3776, EN1677
- Test Certificates are available on request
- Positive lock latch is self locking when is loaded
- Spare trigger kits are available



### ◀◀ EYE TYPE



PRODUCT CODE	CHAIN SIZES mm	W.L.L tonne	M.B.L tonne	WEIGHT Kg	DIMENSION mm				PACK	
					L±3	H±3	D±1	E±2	E2±2	PCs
LATCHLOK06EMAX8	6	1.12	4.48	0.5	141	110	21	28	35	40
LATCHLOK08EMAX8	7 or 8	2	8	0.88	175	136	25	35	40	25
LATCHLOK10EMAX8	10	3.15	12.6	1.58	214	168	34.5	45	50	14
LATCHLOK13EMAX8	13	5.3	21.2	3	268	207	40	52.5	60	6
LATCHLOK16EMAX8	16	8	32	5.9	332	254	50	63.3	65	3
LATCHLOK20EMAX8	18/20	12.5	50	7	369	274.5	64.5	86	80	2
LATCHLOK22EMAX8	22	15	60	12.3	415	319	70	76	83	2L
LATCHLOK26EMAX8	26	21.2	84.8	20	472	362	80	96	106	1L
LATCHLOK32EMAX8	32	31.5	126	44	614	470	105	133	140	1L



### ◀◀ CLEVIS TYPE



PRODUCT CODE	CHAIN SIZES mm	W.L.L tonne	M.B.L tonne	WEIGHT Kg	DIMENSION mm				PACK		
					L±3	H±3	D±1	W2±1	E±2	E2±2	PCs
LATCHLOK06CMAX8	6	1.12	4.48	0.44	131	96	8	32	28	35	40
LATCHLOK08CMAX8	7 or 8	2	8	0.8	162	119	9.5	38.5	35.8	40	25
LATCHLOK10CMAX8	10	3.15	12.6	1.38	195	142	12.5	46	45	50	14
LATCHLOK13CMAX8	13	5.3	21.2	2.81	249	179	15	59	52.5	60	6
LATCHLOK16CMAX8	16	8	32	6	310	225	16.5	77	63.3	65	3
LATCHLOK20CMAX8	18/20	12.5	50	7.25	335	238	25	77	86	80	2
LATCHLOK22CMAX8	22	15	60	12.8	392	277	25	97.5	76	83	2L
LATCHLOK26CMAX8	26	21.2	84.8	21.8	450	321	30	118	96	106	1L
LATCHLOK32CMAX8	32	31.5	126	49.6	590	416	35	150	135	140	1L



- Double spring lock pins available upon request

#### Australia

164 Bannister Rd  
Canning Vale  
WA 6155

#### South Africa

8 Prop Street  
Selby Ext. 11  
Johannesburg

## G100 SLING HOOK

MAX10 Sling Hooks are a general purpose unit suitable for most sling applications. It allows easy chain attachment using connecting links, with the cast spring loaded latch providing added safety.

- Manufactured from G100 alloy steel with a safety factor of 4:1
- 25% working load capacity higher than G80 sling hook
- 100% magnaflux crack detection
- Positive lock latch is self locking when loaded
- REGULAR MARK: 10-10 WLL4T CE + max-10 & BATCH NO.
- Spare parts are available on request



### EYE TYPE

PRODUCT CODE	CHAIN SIZES mm	W.L.L		M.B.L tonne	WEIGHT Kg	DIMENSION mm					PACK PC's
		tonne	tonne			L±2.5	H2±1	d±1	E±2	W2±1	
SAFETYHOOK06EMAX10	6	1.4	5.6	0.32	111	21	10	18.5	20.5	40	
SAFETYHOOK08EMAX10	8	2.5	10	0.6	137.5	27.5	11	25	25	25	
SAFETYHOOK10EMAX10	10	4	16	1.2	171.5	33	16	28	34	15	
SAFETYHOOK13EMAX10	13	6.7	26.8	2.2	219	43.5	19	38	43	9	
SAFETYHOOK16EMAX10	16	10	40	3.5	260	50	24.5	44	50	6	
SAFETYHOOK20EMAX10	20	16	64	7.15	298	56	27	52	55	2	
SAFETYHOOK22EMAX10	22	19	76	11.5	330	62	29	66	60	2	
SAFETYHOOK26EMAX10	26	26.5	106	12.2	376	75	35	73	70	2L	
SAFETYHOOK32EMAX10	32	39.3	157.2	17.5	458	89	39	87	81.5	2L	



### CLEVIS TYPE

PRODUCT CODE	CHAIN SIZES mm	W.L.L		M.B.L tonne	WEIGHT Kg	DIMENSION mm					PACK PC's
		tonne	tonne			L±2.5	H2±1	W1±0.5	E±1.5	W2±1	
SAFETYHOOK06CMAX10	6	1.4	5.6	0.33	88	21	7.5	18.5	32	40	
SAFETYHOOK08CMAX10	8	2.5	10	0.7	106.5	27.5	9.5	25	37	25	
SAFETYHOOK10CMAX10	10	4	16	1.3	128	33.5	12	28	48	15	
SAFETYHOOK13CMAX10	13	6.7	26.8	2.3	161	42	15	38	59	9	
SAFETYHOOK16CMAX10	16	10	40	3.6	198	50	17.5	44	70	6	
SAFETYHOOK20CMAX10	20	16	64	7.3	241	56	25	52	85	2	
SAFETYHOOK22CMAX10	22	19	76	12.1	264	62	27	66	100	2	



#### Australia

164 Bannister Rd  
Canning Vale  
WA 6155

#### South Africa

8 Prop Street  
Selby Ext.11  
Johannesburg

# SLING HOOK

## G80 SLING HOOK

MAX8 Sling Hooks are a general purpose unit suitable for most sling applications. It allows easy chain attachment using connecting links, with the cast springloaded latch providing added safety.

- Manufactured from G80 alloy steel with a safety factor of 4:1
- Conforms to AS3776, EN1677
- 100% magnaflux crack detection
- Positive lock latch is self locking when is loaded
- Test Certificates are available on request
- Spare parts are available on request



### ◀◀ EYE TYPE

PRODUCT CODE	CHAIN SIZES mm	W.L.L tonne	M.B.L tonne	WEIGHT Kg	DIMENSION mm					PACK	
					L±2	Ms±1	ds±1	E±1	Ds±1	PCs	
SAFETYHOOK06EMAX8	6	1.12	4.48	0.3	108	18	9	24	20	40	
SAFETYHOOK08EMAX8	7 or 8	2	8	0.4	133	18	11	30	25	25	
SAFETYHOOK10EMAX8	10	3.15	12.6	0.9	167	20	15	34	38	15	
SAFETYHOOK13EMAX8	13	5.3	21.2	1.7	213	29.5	19	39	43	9	
SAFETYHOOK16EMAX8	16	8	32	3.2	255	34	23	46	50	6	
SAFETYHOOK20EMAX8	20	12.5	50	5.8	305	44	24	48	63	2	
SAFETYHOOK22EMAX8	22	15	60	8.5	348	50	32	71	62	2	
SAFETYHOOK26EMAX8	26	21.2	84.8	13	394	63	35	81	64	2L	
SAFETYHOOK32EMAX8	32	31.5	126	17	480	76	37	102	88	2L	

### ◀◀ CLEVIS TYPE

PRODUCT CODE	CHAIN SIZES mm	W.L.L tonne	M.B.L tonne	WEIGHT Kg	DIMENSION mm					PACK	
					L±2	W2±1.5	W1±0.5	E±1	H2±1	PCs	
SAFETYHOOK06CMAx8	6	1.12	4.48	0.32	76	32	8	26	23	50	
SAFETYHOOK08CMAx8	7 or 8	2	8	0.48	85.5	37	9.5	29	32.5	30	
SAFETYHOOK10CMAx8	10	3.15	12.6	0.95	104	49	13	39	35	20	
SAFETYHOOK13CMAx8	13	5.3	21.2	1.8	128	56.5	16.5	47	42.5	10	
SAFETYHOOK16CMAx8	16	8	32	3.4	150	70.5	21.5	55	54	6	
SAFETYHOOK20CMAx8	20	12.5	50	6	180	77	24	61	58	2	
SAFETYHOOK22CMAx8	22	15	60	10.4	213	91	27	72	62	2	
SAFETYHOOK26CMAx8	26	21.2	84.8	14.5	250	117	30	85	75	2L	
SAFETYHOOK32CMAx8	32	31.5	126	31.5	317	150	35	106	88	2L	

